



FEL-PRO INSTALLATION TIPS

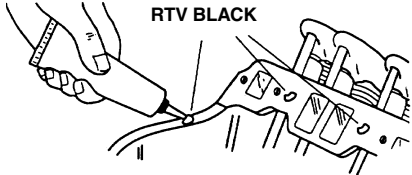
INTAKE MANIFOLD GASKET

CLEAN MATING SURFACES of all foreign material including old gaskets, RTV and oil. You may wish to use a degreaser.

CHECK MANIFOLD CASTINGS for flatness of gasket surface. Resurface or replace if severely distorted or corroded.

ATTACH AND ALIGN GASKET(S).

INSTALL SIDE RAIL GASKETS DRY WITHOUT SEALERS.



CREATE INTAKE MANIFOLD END SEALS applying a continuous 3/16" bead of silicone sealer, such as RTV Black, across the front and rear ends of the cylinder block, from one cylinder head to the other.

REINSTALL INTAKE MANIFOLD TO ENGINE while RTV is still wet. Torque securely to OEM specifications.

© 2000 Fel-Pro Incorporated
Form No. I-1956 (Rev. 7/07)

Printed in U.S.A.



FEL-PRO INSTALLATION TIPS

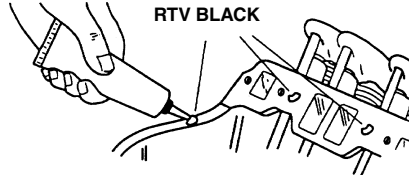
INTAKE MANIFOLD GASKET

CLEAN MATING SURFACES of all foreign material including old gaskets, RTV and oil. You may wish to use a degreaser.

CHECK MANIFOLD CASTINGS for flatness of gasket surface. Resurface or replace if severely distorted or corroded.

ATTACH AND ALIGN GASKET(S).

INSTALL SIDE RAIL GASKETS DRY WITHOUT SEALERS.



CREATE INTAKE MANIFOLD END SEALS applying a continuous 3/16" bead of silicone sealer, such as RTV Black, across the front and rear ends of the cylinder block, from one cylinder head to the other.

REINSTALL INTAKE MANIFOLD TO ENGINE while RTV is still wet. Torque securely to OEM specifications.

© 2000 Fel-Pro Incorporated
Form No. I-1956 (Rev. 7/07)

Printed in U.S.A.



FEL-PRO INSTALLATION TIPS

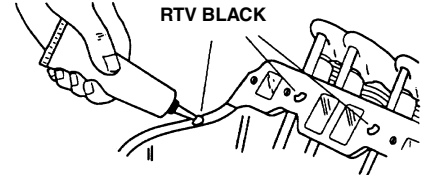
INTAKE MANIFOLD GASKET

CLEAN MATING SURFACES of all foreign material including old gaskets, RTV and oil. You may wish to use a degreaser.

CHECK MANIFOLD CASTINGS for flatness of gasket surface. Resurface or replace if severely distorted or corroded.

ATTACH AND ALIGN GASKET(S).

INSTALL SIDE RAIL GASKETS DRY WITHOUT SEALERS.



CREATE INTAKE MANIFOLD END SEALS applying a continuous 3/16" bead of silicone sealer, such as RTV Black, across the front and rear ends of the cylinder block, from one cylinder head to the other.

REINSTALL INTAKE MANIFOLD TO ENGINE while RTV is still wet. Torque securely to OEM specifications.

© 2000 Fel-Pro Incorporated
Form No. I-1956 (Rev. 7/07)

Printed in U.S.A.



FEL-PRO INSTALLATION TIPS

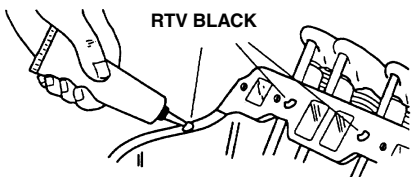
INTAKE MANIFOLD GASKET

CLEAN MATING SURFACES of all foreign material including old gaskets, RTV and oil. You may wish to use a degreaser.

CHECK MANIFOLD CASTINGS for flatness of gasket surface. Resurface or replace if severely distorted or corroded.

ATTACH AND ALIGN GASKET(S).

INSTALL SIDE RAIL GASKETS DRY WITHOUT SEALERS.



CREATE INTAKE MANIFOLD END SEALS applying a continuous 3/16" bead of silicone sealer, such as RTV Black, across the front and rear ends of the cylinder block, from one cylinder head to the other.

REINSTALL INTAKE MANIFOLD TO ENGINE while RTV is still wet. Torque securely to OEM specifications.

© 2000 Fel-Pro Incorporated
Form No. I-1956 (Rev. 7/07)

Printed in U.S.A.



FEL-PRO INSTALLATION TIPS

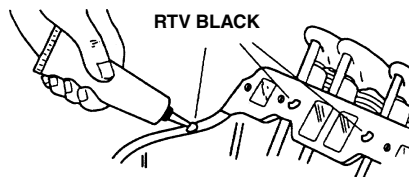
INTAKE MANIFOLD GASKET

CLEAN MATING SURFACES of all foreign material including old gaskets, RTV and oil. You may wish to use a degreaser.

CHECK MANIFOLD CASTINGS for flatness of gasket surface. Resurface or replace if severely distorted or corroded.

ATTACH AND ALIGN GASKET(S).

INSTALL SIDE RAIL GASKETS DRY WITHOUT SEALERS.



CREATE INTAKE MANIFOLD END SEALS applying a continuous 3/16" bead of silicone sealer, such as RTV Black, across the front and rear ends of the cylinder block, from one cylinder head to the other.

REINSTALL INTAKE MANIFOLD TO ENGINE while RTV is still wet. Torque securely to OEM specifications.

© 2000 Fel-Pro Incorporated
Form No. I-1956 (Rev. 7/07)

Printed in U.S.A.



FEL-PRO INSTALLATION TIPS

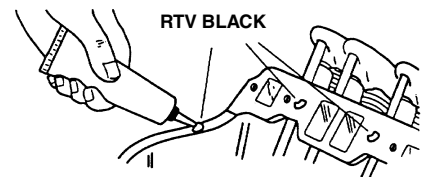
INTAKE MANIFOLD GASKET

CLEAN MATING SURFACES of all foreign material including old gaskets, RTV and oil. You may wish to use a degreaser.

CHECK MANIFOLD CASTINGS for flatness of gasket surface. Resurface or replace if severely distorted or corroded.

ATTACH AND ALIGN GASKET(S).

INSTALL SIDE RAIL GASKETS DRY WITHOUT SEALERS.



CREATE INTAKE MANIFOLD END SEALS applying a continuous 3/16" bead of silicone sealer, such as RTV Black, across the front and rear ends of the cylinder block, from one cylinder head to the other.

REINSTALL INTAKE MANIFOLD TO ENGINE while RTV is still wet. Torque securely to OEM specifications.

© 2000 Fel-Pro Incorporated
Form No. I-1956 (Rev. 7/07)

Printed in U.S.A.